

DAILY SPICES REPORT

11 Jun 2025

- JEERA
- DHANIYA
- TURMERIC



Kedia Stocks & Commodities Research Pvt. Ltd.

Research Advisory | White Labelling | Digital Marketing



NCDEX Future Market Update

Commodity	Expiry	Open	High	Low	Close	% Change
TURMERIC	20-Aug-25	15,132.00	15,206.00	14,540.00	14,758.00	-2.04
TURMERIC	20-Oct-25	15,272.00	15,272.00	15,082.00	15,234.00	0.00
JEERA	18-Jul-25	20,320.00	20,390.00	19,715.00	19,825.00	-2.05
JEERA	20-Aug-25	20,250.00	20,250.00	20,000.00	20,075.00	-1.83
DHANIYA	18-Jul-25	7,198.00	7,202.00	7,114.00	7,122.00	-1.03
DHANIYA	20-Aug-25	0.00	0.00	0.00	7,176.00	-1.02

Spot Market Update

Commodity	Place	Price	% Chg
Jeera	उंझा	20,329.00	-0.69
Jeera	जोधपुर	20,400.00	-2.86
Dhaniya	गोंडल	7,075.60	-0.5
Dhaniya	कोटा	7,707.60	1.43
Turmeric (Unpolished)	निजामाबाद	13,890.50	0.08
Turmeric (Farmer Polished)	निजामाबाद	14,550.75	-0.61

Currency Market Update

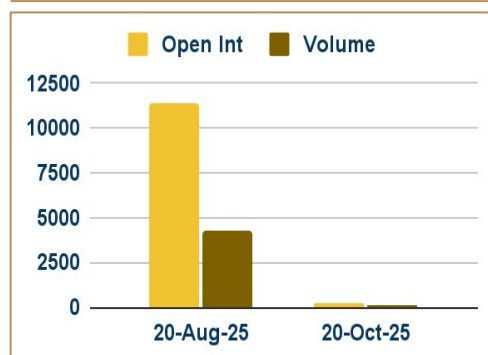
Currency	Country	Rates
USDINR	India	85.58
USDCNY	China	7.19
USDBDT	Bangladesh	122.14
USDHKD	Hongkong	7.85
USDMYR	Malaysia	4.24
USDAED	UAE	3.67
EURUSD	Europe	1.14

Open Interest Snapshot

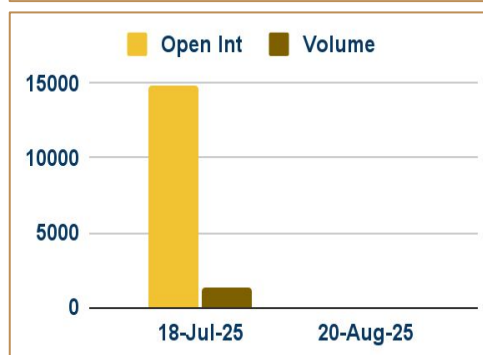
Commodity	Expiry	% Change	% Oi Change	Oi Status
TURMERIC	20-Aug-25	-2.04	20.86	Fresh Selling
TURMERIC	20-Oct-25	0.00	25.93	Fresh Selling
JEERA	18-Jul-25	-2.05	13.11	Fresh Selling
JEERA	20-Aug-25	-1.83	133.33	Fresh Selling
DHANIYA	18-Jul-25	-1.03	2.83	Fresh Selling
DHANIYA	20-Aug-25	-1.02	0.00	Long Liquidation

OI & Volume Chart

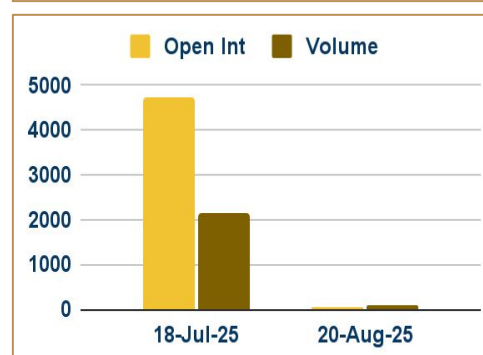
Turmeric



Dhaniya



Jeera



Technical Snapshot



BUY JEERA JUL @ 19700 SL 19400 TGT 20000-20200. NCDEX

Spread JEERA AUG-JUL 250.00

Observations

Jeera trading range for the day is 19300-20660.

Jeera dropped due to low buying from domestic buyers and subdued export demand.

The current season is expected to have similar production levels as last year due to better crop conditions.

Jeera exports during Apr - Mar 2025, rose by 39.63 percent at 212502.49 tonnes compared Apr - Mar 2024.

In Unjha, a major spot market, the price ended at 20329 Rupees dropped by -0.69 percent.

Trading Levels

Commodity	Expiry	Close	R2	R1	PP	S1	S2
JEERA	18-Jul-25	19,825.00	20660.00	20250.00	19980.00	19570.00	19300.00
JEERA	20-Aug-25	20,075.00	20360.00	20220.00	20110.00	19970.00	19860.00

Technical Snapshot



BUY DHANIYA JUL @ 7100 SL 7000 TGT 7200-7300. NCDEX

Spread DHANIYA AUG-JUL 54.00

Observations

Dhaniya trading range for the day is 7058-7234.

Dhaniya prices dropped due to higher arrivals

Total coriander arrivals declined significantly to 34,400 bags as against 40,700 bags recorded in the previous session.

A large amount of old stock coming into the market as well as new crop weighed on prices.

In Gondal, a major spot market, the price ended at 7075.6 Rupees dropped by -0.5 percent.

Trading Levels

Commodity	Expiry	Close	R2	R1	PP	S1	S2
DHANIYA	18-Jul-25	7,122.00	7234.00	7178.00	7146.00	7090.00	7058.00
DHANIYA	20-Aug-25	7,176.00	2392.00	4784.00	2392.00	4784.00	2392.00

Technical Snapshot



BUY TURMERIC AUG @ 14600 SL 14300 TGT 14900-15100. NCDEX

Spread TURMERIC OCT-AUG 476.00

Observations

Turmeric trading range for the day is 14168-15500.

Turmeric dropped due to increased arrivals and owing to weak export enquiries.

However downside seen limited amid persistent concerns about low arrivals and lower production estimates.

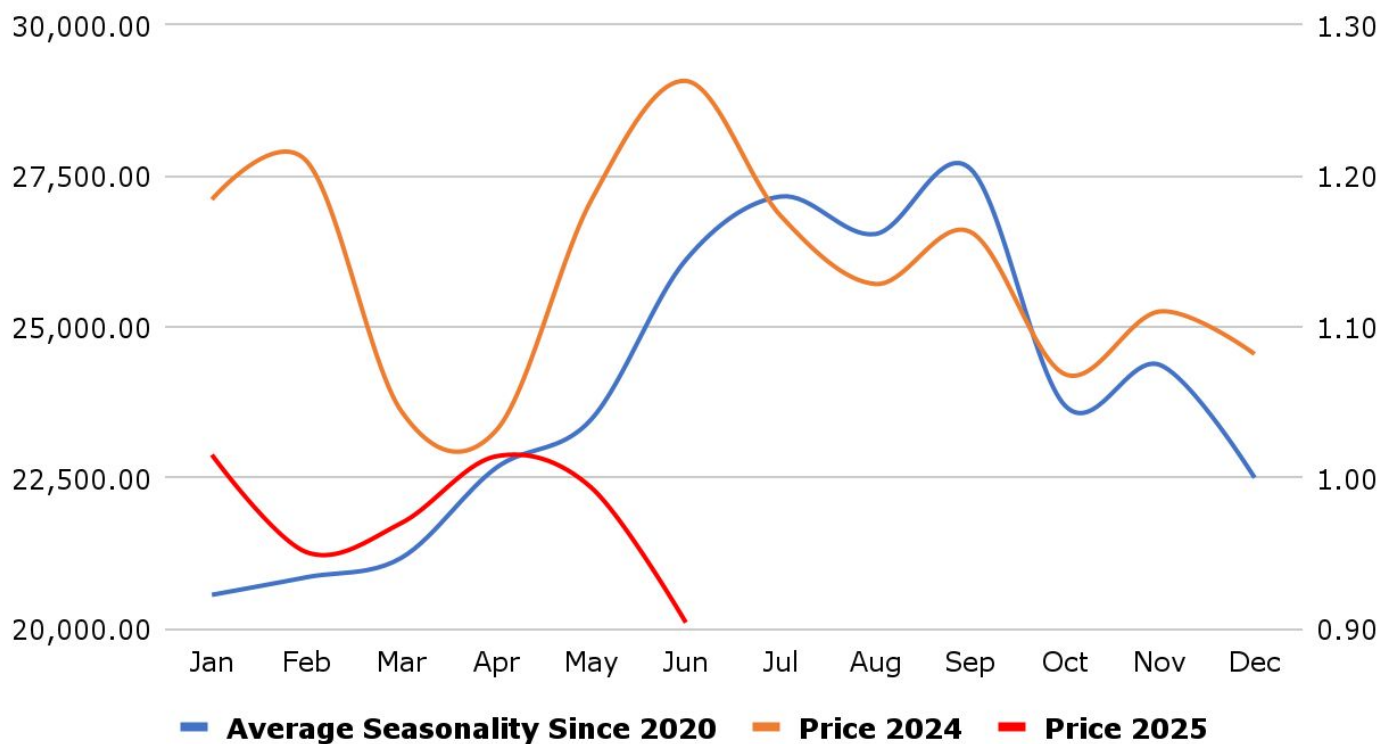
Turmeric exports during Apr - Mar 2025, jump by 8.83 percent at 176325.34 tonnes compared to Apr - Mar 2024.

In Nizamabad, a major spot market, the price ended at 14550.75 Rupees dropped by -0.61 percent.

Trading Levels

Commodity	Expiry	Close	R2	R1	PP	S1	S2
TURMERIC	20-Aug-25	14,758.00	15500.00	15128.00	14834.00	14462.00	14168.00
TURMERIC	20-Oct-25	15,234.00	15386.00	15310.00	15196.00	15120.00	15006.00

NCDEX Jeera Seasonality



NCDEX Dhaniya Seasonality



NCDEX Turmeric Seasonality



USDINR Seasonality



This Report is prepared and distributed by Kedia Stocks & Commodities Research Pvt Ltd. Our SEBI REGISTRATION NUMBER – INH000006156. for information purposes only. The recommendations, if any, made herein are expressions of views and/or opinions and should not be deemed or construed to be neither advice for the purpose of purchase or sale through KSCRPL nor any solicitation or offering of any investment /trading opportunity. These information/opinions/ views are not meant to serve as a professional investment guide for the readers. No action is solicited based upon the information provided herein. Recipients of this Report should rely on information/data arising out of their own investigations. Readers are advised to seek independent professional advice and arrive at an informed trading/investment decision before executing any trades or making any investments. This Report has been prepared on the basis of publicly available information, internally developed data and other sources believed by KSCRPL to be reliable. KSCRPL or its directors, employees, affiliates or representatives do not assume any responsibility for or warrant the accuracy, completeness, adequacy and reliability of such information/opinions/ views. While due care has been taken to ensure that the disclosures and opinions given are fair and reasonable, none of the directors, employees, affiliates or representatives of KSCRPL shall be liable for any direct, indirect, special, incidental, consequential, punitive or exemplary damages, including lost profits arising in any way whatsoever from the information/opinions/views contained in this Report. The possession, circulation and/or distribution of this Report may be restricted or regulated in certain jurisdictions by appropriate laws. No action has been or will be taken by KSCRPL in any jurisdiction (other than India), where any action for such purpose (s) is required. Accordingly, this Report shall not be possessed, circulated and/ or distributed in any such country or jurisdiction unless such action is in compliance with all applicable laws and regulations of such country or jurisdiction. KSCRPL requires such a recipient to inform himself about and to observe any restrictions at his own expense, without any liability to KSCRPL. Any dispute arising out of this Report shall be subject to the exclusive jurisdiction of the Courts in India.

KEDIA ADVISORY**KEDIA STOCKS & COMMODITIES RESEARCH PVT LTD****Mumbai, India****SEBI REGISTRATION NUMBER – INH000006156****For more details, please contact: +91 93234 06035 / 96195 51022****Email: info@kediaadvisory.com****Regd.Off.: 1, 2, 3 & 4, 1st Floor, Tulip Bldg, Flower Valley Complex, Khadakpada Circle,
Kalyan-(W), Mumbai-421301**